


## **How to Create and Update your Patient Portal Account**

### **Why have I received an email from Sadio?**


You have received this email because you provided your email address to your dermatologist's office and they would like to verify that the email is correct and invite you to fill out your medical information online prior to your visit.


### **What do I do once I receive an email to sign up for Sadio?**

- 1) If an ema





NOTE: In the event you forget your password, please click “Forgot your Password?” and enter your username. If you do not remember your username, reach out to the doctor’s office and they can provide it to you.





3) Once you have logged into your Sadio account, you will be prompted to answer questions regarding the following:

- Basic Information
- Allergies
- Medications
- Past Medical Histor



5) Signing Consents - By clicking on the blue text under the unsigned consents, you will be brought to a screen to review that specific consent. To sign the consent, just tap on the screen where you see the pen and then sign your name. When completed, hit Save, and then the consent will be removed from the unsigned list.



**Thank you! Please contact the office if you have any additional questions.**